

Semester VII							
C401	Soil and Water Conservation Engineering	3.00	3.00	3.00	3.00	3.00	3.00
C402	Remote Sensing and Geographical Information System	3.00	3.00	3.00	3.00	3.00	3.00
C403	Bio-Energy Resource Technology	3.00	3.00	3.00	3.00	3.00	3.00
C404	Total Quality Management	3.00	3.00	3.00	3.00	3.00	3.00
C405	Environmental and Social Impact Assessment	3.00	3.00	3.00	3.00	3.00	3.00
C406	GIS Laboratory for Agricultural Engineers	3.00	3.00	3.00	3.00	3.00	3.00
C407	Renewable Energy Laboratory	3.00	3.00	3.00	3.00	3.00	3.00
C408	ICT in Agricultural Engineering Lab Exercises	3.00	3.00	3.00	3.00	3.00	3.00
C409	Industrial Training (4 weeks During VI Sem - Summer)	3.00	3.00	3.00	3.00	3.00	3.00
Semester VIII							
C410	Micro irrigation	3.00	3.00	3.00	3.00	3.00	3.00
C411	Special Farm Equipment	3.00	3.00	3.00	3.00	3.00	3.00
C412	Project Work	3.00	3.00	3.00	3.00	3.00	3.00

30.7.2023
Dept. Academic Coordinator


(V.R. VELLINGIYAR)
AP / AGRI

17/7/23
Dept. IQAC Coordinator

(BHARANI V)
AP / AGRI

20/7/23
HoD/AGRI

HEAD OF THE DEPARTMENT
AGRICULTURE ENGINEERING
EXCEL ENGINEERING COLLEGE
KOMARAPALAYAM 637 303





EXCEL ENGINEERING COLLEGE

(Autonomous)

Approved by AICTE, New Delhi & Affiliated to Anna University, Chennai

Accredited by NBA (AERO, CSE, ECE, MECH), NAAC with "A+" and Recognised by UGC (2f & 12B)

KOMARAPALAYAM - 637303

DEPARTMENT OF AGRICULTURE ENGINEERING

Mapping of COs with POs and PSOs

ACADEMIC YEAR 2022-23

PROGRAM LEVEL COURSE - PO & PSO MATRIX OF ALL COURSES INCLUDING FIRST YEAR COURSES

COURSE	PO1	PO2	PO3	PO4	PO5	PO6	PO7	PO8	PO9	PO10	PO11	PO12	PSO1	PSO2
C101	1.00	1.67	1.00	1.50	1.00	1.00	1.33	1.50	1.20	1.50	1.00	1.67	-	-
C102	3.00	3.00	2.40	2.60	1.60	1.20	-	-	1.80	-	-	2.00	-	-
C103	2.60	1.25	1.33	1.00	1.50	1.00	1.50	1.00	-	1.00	-	1.00	-	-
C104	2.60	1.25	1.33	1.00	1.50	1.00	1.50	1.00	-	1.00	-	1.00	-	-
C105	3.00	3.00	3.00	3.00	2.80	2.00	2.00	-	-	1.00	-	1.00	-	-
C106	3.00	3.00	2.00	1.00	3.00	3.00	3.00	-	2.00	3.00	-	3.00	-	-
C107	3.00	3.00	3.00	3.00	3.00	2.00	2.00	-	-	1.00	2.00	1.00	-	-
C108	2.40	2.00	2.50	2.00	2.00	1.50	2.25	1.00	1.40	1.00	1.60	2.20	-	-
C109	2.00	1.67	1.75	2.67	1.50	1.50	2.00	1.40	1.00	2.00	1.33	1.50	-	-
C110	2.80	2.80	2.40	2.60	2.00	1.60	-	-	2.00	-	-	2.40	-	-
C111	2.20	1.50	2.20	2.00	2.33	1.60	1.50	1.00	-	1.00	-	2.00	-	-
C112	3.00	2.00	2.20	1.40	2.20	1.40	1.20	2.00	2.50	2.20	1.75	2.00	1.33	1.50
C113	2.80	2.60	2.20	2.20	2.75	2.75	-	-	2.75	-	2.75	2.40	2.60	2.60
C114	3.00	3.00	3.00	3.00	3.00	1.00	2.00	-	3.00	2.40	2.00	1.60	3.00	3.00
C115	1.50	2.50	2.67	-	1.25	-	-	1.00	-	-	1.25	1.80	-	-
C201	2.20	1.50	-	2.00	-	-	-	-	1.50	-	-	-	-	-
C202	2.80	1.80	1.50	2.00	1.00	2.40	2.80	2.60	2.60	-	1.00	2.40	1.25	-
C203	3.00	3.00	3.00	-	-	-	-	-	-	-	-	2.00	1.00	-
C204	3.00	2.00	-	-	-	-	-	-	-	-	-	1.00	2.00	-
C205	3.00	-	-	-	-	-	-	-	-	-	-	1.00	2.00	-
C206	1.00	1.50	1.00	1.00	1.00	1.33	2.00	1.00	-	-	-	1.80	1.60	-
C207	3.00	1.60	-	-	-	-	-	-	-	-	-	1.00	-	-
C208	1.00	2.00	3.00	-	-	-	-	-	2.00	2.00	-	1.00	1.00	-
C209	1.80	2.00	2.00	2.00	2.00	-	1.67	-	2.00	1.00	2.00	2.00	-	-
C210	3.00	2.60	1.80	-	-	-	-	-	-	-	-	-	-	-
C211	2.40	3.00	2.80	1.60	2.20	1.00	1.00	3.00	2.00	2.00	1.80	1.40	1.00	-

C212	3.00	1.60	-	-	-	-	1.00	-	-	-	-	1.00	2.00	-
C213	3.00	3.00	3.00	-	2.00	-	-	-	-	-	-	1.00	2.00	-
C214	3.00	2.20	-	-	-	-	-	-	-	-	-	2.00	1.00	-
C215	3.00	2.00	-	-	-	-	-	-	-	-	1.00	1.00	2.00	-
C216	2.20	2.00	2.00	1.00	-	1.40	1.00	2.00	-	-	-	-	-	-
C217	3.00	2.20	-	-	-	-	-	-	-	-	-	3.00	2.00	2.00
C218	-	-	-	-	-	-	-	-	-	3.00	1.00	1.00	-	-
C301	1.20	1.75	1.67	-	2.00	1.80	2.00	2.00	-	-	-	2.00	2.00	-
C302	3.00	3.00	3.00	2.00	1.60	1.00	1.00	-	-	-	-	2.00	2.00	-
C303	1.20	1.75	1.67	-	2.00	1.80	2.00	2.00	-	-	-	3.00	2.00	2.00
C304	3.00	3.00	3.00	3.00	-	2.00	-	-	1.00	-	-	2.00	2.00	-
C305	3.00	-	2.80	3.00	3.00	2.60	2.40	3.00	3.00	2.40	2.40	-	-	-
C306	3.00	2.40	1.00	-	-	-	-	-	-	-	-	-	-	-
C307	3.00	3.00	3.00	2.00	1.60	1.00	1.00	-	-	-	-	3.00	2.00	2.00
C308	3.00	2.80	2.60	-	2.60	-	-	2.00	1.00	-	-	-	-	-
C309	2.00	-	3.00	-	2.00	-	-	-	-	-	-	-	-	-
C310	-	-	-	-	-	-	-	-	-	-	-	-	1.00	-
C311	3.00	2.00	2.40	-	-	1.00	2.00	1.00	-	-	3.00	1.00	2.00	-
C312	3.00	3.00	-	2.80	2.00	-	-	1.80	-	-	-	3.00	2.00	1.00
C313	3.00	2.60	2.40	3.00	-	-	2.40	2.40	-	-	-	-	-	-
C314	1.00	-	-	1.00	-	2.00	2.00	-	-	-	-	-	2.00	-
C315	3.00	2.80	-	3.00	-	-	2.40	-	-	-	-	1.00	1.00	-
C316	3.00	2.00	2.00	2.00	-	3.00	3.00	2.00	-	-	-	-	2.00	-
C317	2.00	1.00	1.00	1.00	2.00	-	-	-	-	-	-	-	1.60	1.40
C318	2.00	2.20	2.00	2.00	2.00	-	-	-	-	-	-	-	2.00	-
C319	2.00	-	-	-	2.00	-	-	2.00	2.00	2.00	-	2.00	1.00	1.00
C320	3.00	3.00	-	2.80	2.40	-	2.00	2.00	2.00	1.00	-	1.00	1.00	1.00
C401	3.00	2.00	2.00	-	1.00	2.00	2.00	1.00	-	-	-	-	-	-
C402	3.00	2.00	2.00	2.00	-	3.00	3.00	2.00	-	-	-	2.00	2.00	1.00
C403	-	-	1.00	-	-	-	2.00	-	-	-	-	-	1.60	1.40
C404	2.80	2.40	2.60	-	-	2.40	-	2.60	-	-	3.00	1.00	2.00	-
C405	2.67	2.00	1.00	-	2.00	-	-	-	1.50	-	-	-	-	-
C406	3.00	1.80	-	-	-	-	-	-	-	-	-	3.00	2.00	2.00
C407	3.00	2.00	2.40	2.00	1.00	2.00	2.00	1.00	-	-	-	-	1.00	3.00
C408	3.00	2.40	2.60	1.80	2.00	-	-	-	-	-	-	1.00	2.00	3.00
C409	1.00	1.00	-	-	-	-	2.00	2.00	3.00	1.00	3.00	2.00	1.20	2.00

C410	3.00	3.00	3.00	-	3.00	-	-	-	-	-	-	2.00	1.00	-
C411	3.00	3.00	3.00	2.00	1.60	1.00	1.00	-	-	-	-	3.00	2.00	2.00
C412	3.00	2.80	2.40	2.40	1.60	1.40	-	-	2.00	-	2.00	2.40	2.00	2.00
Target Average	2.57	2.26	2.22	2.06	1.98	1.72	1.88	1.75	1.97	1.73	1.77	1.85	1.70	1.89

Target Direct 80% of Average	2.05	1.81	1.78	1.65	1.58	1.37	1.50	1.40	1.57	1.38	1.42	1.48	1.36	1.51
Target 20% of Indirect	0.60	0.60	0.60	0.60	0.60	0.60	0.60	0.60	0.60	0.60	0.60	0.60	0.60	0.60
Total Target	2.65	2.41	2.38	2.25	2.18	1.97	2.10	2.00	2.17	1.98	2.02	2.08	1.96	2.11

30.7.2023
Dept. Academic Coordinator

(BHARATH V)
AP / AGR E

28/7/23
Dept. IQAC Coordinator

(BHARATH V)
AP / AGR E

30/7/23
HoD/AGRI

HEAD OF THE DEPARTMENT
AGRICULTURE ENGINEERING
EXCEL ENGINEERING COLLEGE
KOMARAPALAYAM 637 303





EXCEL ENGINEERING COLLEGE

(Autonomous)

Approved by AICTE, New Delhi & Affiliated to Anna University, Chennai

Accredited by NBA (AERO, CSE, ECE, MECH), NAAC with "A+" and Recognised by UGC (2f & 12B)

KOMARAPALAYAM – 637303

DEPARTMENT OF AGRICULTURE ENGINEERING

Mapping of COs with POs and PSOs

ACADEMIC YEAR 2022-23

PROGRAM LEVEL COURSE – PO & PSO ATTAINMENT OF ALL COURSES INCLUDING FIRST YEAR COURSES

COURSE	PO1	PO2	PO3	PO4	PO5	PO6	PO7	PO8	PO9	PO10	PO11	PO12	PSO1	PSO2
C101	1.00	1.67	1.00	1.50	1.00	1.00	1.33	1.50	1.20	1.50	1.00	1.67	-	-
C102	1.72	1.72	1.38	1.49	0.92	0.69	-	-	1.03	-	-	1.15	-	-
C103	1.49	0.72	0.76	0.57	0.86	0.57	0.86	0.57	-	0.57	-	0.57	-	-
C104	1.49	0.72	0.76	0.57	0.86	0.57	0.86	0.57	-	0.57	-	0.57	-	-
C105	2.00	2.00	2.00	2.00	1.87	1.33	1.33	-	-	0.67	-	0.67	-	-
C106	3.00	3.00	2.00	1.00	3.00	3.00	3.00	-	2.00	3.00	-	3.00	-	-
C107	3.00	3.00	3.00	3.00	3.00	2.00	2.00	-	-	1.00	2.00	1.00	-	-
C108	2.40	2.00	2.50	2.00	2.00	1.50	2.25	1.00	1.40	1.00	1.60	2.20	-	-
C109	2.00	1.67	1.75	2.67	1.50	1.50	2.00	1.40	1.00	2.00	1.33	1.50	-	-
C110	2.80	2.80	2.40	2.60	2.00	1.60	-	-	2.00	-	-	2.40	-	-
C111	2.20	1.50	2.20	2.00	2.33	1.60	1.50	1.00	-	1.00	-	2.00	-	-
C112	3.00	2.00	2.20	1.40	2.20	1.40	1.20	2.00	2.50	2.20	1.75	2.00	1.33	1.50
C113	2.80	2.60	2.20	2.20	2.75	2.75	-	-	2.75	-	2.75	2.40	2.60	2.60
C114	3.00	3.00	3.00	3.00	3.00	1.00	2.00	-	3.00	2.40	2.00	1.60	3.00	3.00
C115	1.50	2.50	2.67	-	1.25	-	-	1.00	-	-	1.25	1.80	-	-
C201	2.20	1.50	-	2.00	-	-	-	-	1.50	-	-	-	-	-
C202	2.80	1.80	1.50	2.00	1.00	2.40	2.80	2.60	2.60	-	1.00	2.40	1.25	-
C203	3.00	3.00	3.00	-	-	-	-	-	-	-	-	2.00	1.00	-
C204	3.00	2.00	-	-	-	-	-	-	-	-	-	1.00	2.00	-
C205	3.00	-	-	-	-	-	-	-	-	-	-	1.00	2.00	-
C206	1.00	1.50	1.00	1.00	1.00	1.33	2.00	1.00	-	-	-	1.80	1.60	-
C207	3.00	1.60	-	-	-	-	-	-	-	-	-	1.00	-	-
C208	1.00	2.00	3.00	-	-	-	-	-	2.00	2.00	-	1.00	1.00	-
C209	1.80	2.00	2.00	2.00	2.00	-	1.67	-	2.00	1.00	2.00	2.00	-	-
C210	3.00	2.60	1.80	-	-	-	-	-	-	-	-	-	-	-
C211	2.40	3.00	2.80	1.60	2.20	1.00	1.00	3.00	2.00	2.00	1.80	1.40	1.00	-

C212	3.00	1.60	-	-	-	-	1.00	-	-	-	-	1.00	2.00	-
C213	3.00	3.00	3.00	-	2.00	-	-	-	-	-	-	2.00	1.00	-
C214	3.00	2.20	-	-	-	-	-	-	-	-	-	1.00	2.00	-
C215	3.00	2.00	-	-	-	-	-	-	-	-	1.00	-	-	-
C216	2.20	2.00	2.00	1.00	-	1.40	1.00	2.00	-	-	-	3.00	2.00	2.00
C217	3.00	2.20	-	-	-	-	-	-	-	-	-	1.00	-	-
C218	-	-	-	-	-	-	-	-	-	3.00	1.00	2.00	-	-
C301	1.20	1.75	1.67	-	2.00	1.80	2.00	2.00	-	-	-	2.00	2.00	-
C302	3.00	3.00	3.00	2.00	1.60	1.00	1.00	-	-	-	-	3.00	2.00	2.00
C303	1.20	1.75	1.67	-	2.00	1.80	2.00	2.00	-	-	-	2.00	2.00	-
C304	3.00	3.00	3.00	3.00	-	2.00	-	-	1.00	-	-	-	-	-
C305	3.00	-	2.80	3.00	3.00	2.60	2.40	3.00	3.00	2.40	2.40	3.00	2.00	-
C306	3.00	2.40	1.00	-	-	-	-	-	-	-	-	-	-	-
C307	3.00	3.00	3.00	2.00	1.60	1.00	1.00	-	-	-	-	3.00	2.00	2.00
C308	3.00	2.80	2.60	-	2.60	-	-	2.00	1.00	-	-	-	-	-
C309	2.00	-	3.00	-	2.00	-	-	-	-	-	-	-	1.00	-
C310	-	-	-	-	-	-	-	-	-	3.00	1.00	2.00	-	-
C311	3.00	2.00	2.40	-	-	1.00	2.00	1.00	-	-	-	3.00	2.00	1.00
C312	3.00	3.00	-	2.80	2.00	-	-	1.80	-	-	-	-	-	-
C313	3.00	2.60	2.40	3.00	-	-	2.40	2.40	-	-	-	-	2.00	-
C314	1.00	-	-	1.00	-	2.00	2.00	-	-	-	-	1.00	1.00	-
C315	3.00	2.80	-	3.00	-	-	2.40	-	-	-	-	-	2.00	-
C316	3.00	2.00	2.00	2.00	-	3.00	3.00	2.00	-	-	-	-	1.60	1.40
C317	2.00	1.00	1.00	1.00	2.00	-	-	-	-	-	-	-	2.00	-
C318	2.00	2.20	2.00	2.00	2.00	-	-	-	-	-	-	2.00	1.00	1.00
C319	2.00	-	-	-	2.00	-	-	2.00	2.00	2.00	-	1.00	1.00	1.00
C320	3.00	3.00	-	2.80	2.40	-	2.00	2.00	2.00	1.00	-	-	-	-
C401	3.00	2.00	2.00	-	1.00	2.00	2.00	1.00	-	-	-	2.00	2.00	1.00
C402	3.00	2.00	2.00	2.00	-	3.00	3.00	2.00	-	-	-	-	1.60	1.40
C403	-	-	1.00	-	-	-	2.00	-	-	-	-	1.00	2.00	-
C404	2.80	2.40	2.60	-	-	2.40	-	2.60	-	-	3.00	-	-	-
C405	2.67	2.00	1.00	-	2.00	-	-	-	1.50	-	-	3.00	2.00	2.00
C406	3.00	1.80	-	-	-	-	-	-	-	-	-	-	1.00	3.00
C407	3.00	2.00	2.40	2.00	1.00	2.00	2.00	1.00	-	-	-	1.00	2.00	3.00
C408	3.00	2.40	2.60	1.80	2.00	-	-	-	-	-	-	2.00	1.20	2.00
C409	1.00	1.00	-	-	-	-	2.00	2.00	3.00	1.00	3.00	2.00	2.00	2.00

C410	3.00	3.00	3.00	-	3.00	-	-	-	-	-	-	2.00	1.00	-
C411	3.00	3.00	3.00	2.00	1.60	1.00	1.00	-	-	-	-	3.00	2.00	2.00
C412	3.00	2.80	2.40	2.40	1.60	1.40	-	-	2.00	-	2.00	2.40	2.00	2.00
Direct Attainment (Average)	2.49	2.20	2.16	1.98	1.90	1.66	1.82	1.72	1.93	1.67	1.77	1.81	1.70	1.89

Direct Attainment 80% of Average	2.00	1.76	1.72	1.59	1.52	1.32	1.46	1.38	1.54	1.33	1.42	1.45	1.36	1.51
20% of Indirect Attainment	0.59	0.55	0.55	0.50	0.51	0.53	0.55	0.56	0.53	0.55	0.57	0.53	0.55	0.54
Total Attainment	2.58	2.32	2.28	2.09	2.03	1.86	2.01	1.94	2.08	1.88	1.98	1.98	1.91	2.06

[Signature]
30.7.2023
Dept. Academic Coordinator

(V.R. VELLANGIRI)
AP/AGRI

[Signature]
30/7/23
Dept. IQAC Coordinator

(BHARATH V)
AP/AGRI

[Signature]
30/7/23
HoD/AGRI

HEAD OF THE DEPARTMENT
AGRICULTURE ENGINEERING
EXCEL ENGINEERING COLLEGE
KOMARAPALAYAM 637 303





EXCEL ENGINEERING COLLEGE

(Autonomous)

Approved by AICTE, New Delhi & Affiliated to Anna University, Chennai

Accredited by NBA (AERO, CSE, ECE, MECH), NAAC with "A+" and Recognised by UGC (2f & 12B)

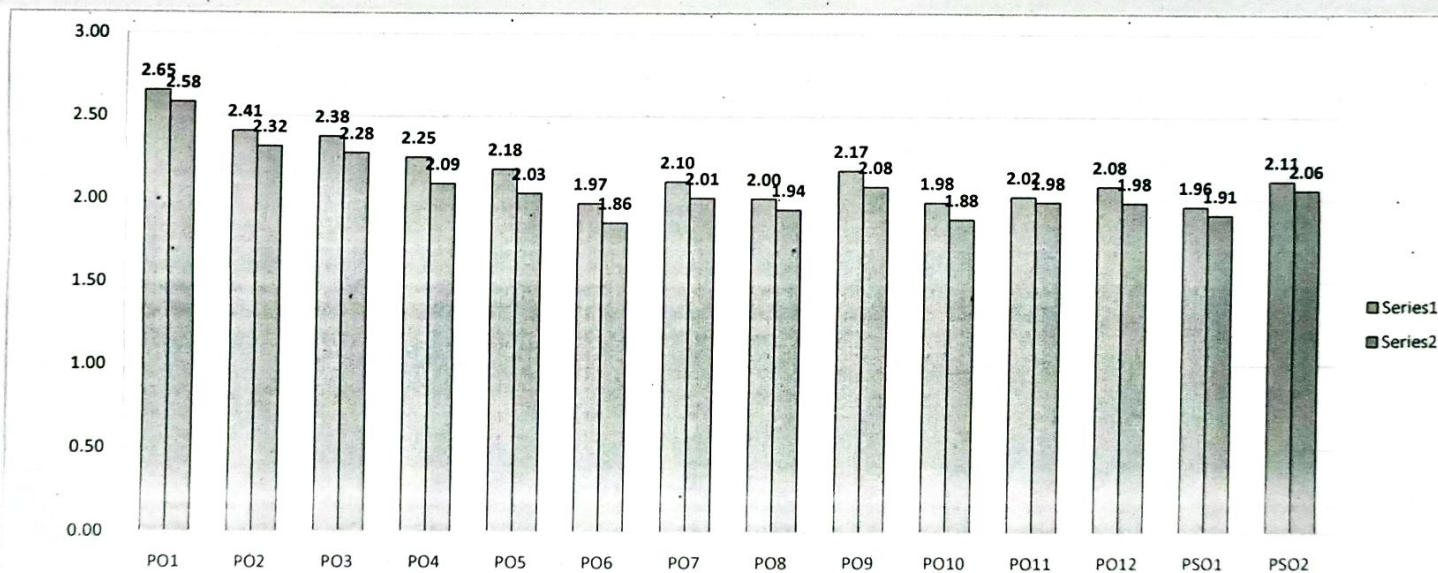
KOMARAPALAYAM – 637303

DEPARTMENT OF AGRICULTURE ENGINEERING

TARGET AND ATTAINMENT (2019-23 BATCH)

PO-PSO	PO1	PO2	PO3	PO4	PO5	PO6	PO7	PO8	PO9	PO10	PO11	PO12	PSO1	PSO2
TARGET	2.65	2.41	2.38	2.25	2.18	1.97	2.10	2.00	2.17	1.98	2.02	2.08	1.96	2.11
ATTAINED	2.58	2.32	2.28	2.09	2.03	1.86	2.01	1.94	2.08	1.88	1.98	1.98	1.91	2.06

GRAPH-2019-2023




INDIRECT ATTAINMENT MEASURES														
Attainment measures	PO1	PO2	PO3	PO4	PO5	PO6	PO7	PO8	PO9	PO10	PO11	PO12	PSO1	PSO2
Student exit survey	2.97	2.91	2.62	2.15	2.22	2.31	2.41	2.75	2.61	2.35	2.91	2.82	2.99	2.92
Parent feedback survey	2.99	2.61	2.68	2.45	2.61	2.41	2.91	2.96	2.97	2.99	2.96	2.41	2.47	2.81
Alumni survey	2.91	2.99	2.78	2.82	2.41	2.99	2.91	2.99	2.41	2.81	2.76	2.51	2.71	2.67
Employer survey	3.00	2.65	2.78	2.25	2.78	2.51	2.68	2.54	2.67	2.89	2.84	2.89	2.87	2.54
Co-curricular, Extra-curricular	2.87	2.87	2.85	2.89	2.51	2.87	2.94	2.75	2.68	2.94	2.53	2.57	2.88	2.94
Placement training and value added course	2.92	2.94	2.81	2.32	2.61	2.78	2.51	2.88	2.62	2.41	2.82	2.99	2.87	2.78
Industrial Visit and In plant training	2.91	2.42	2.81	2.78	2.81	2.71	2.78	2.72	2.62	2.71	2.99	2.51	2.45	2.41
Indirect Attainment	2.94	2.77	2.76	2.52	2.56	2.65	2.73	2.80	2.65	2.73	2.83	2.67	2.75	2.72
20% of Indirect attainment	0.59	0.55	0.55	0.50	0.51	0.53	0.55	0.56	0.53	0.55	0.57	0.53	0.55	0.54
DIRECT ATTAINMENT MEASURES														
Attainment measures	PO1	PO2	PO3	PO4	PO5	PO6	PO7	PO8	PO9	PO10	PO11	PO12	PSO1	PSO2
Direct attainment	2.49	2.20	2.16	1.98	1.90	1.66	1.82	1.72	1.93	1.67	1.77	1.81	1.70	1.89
Indirect Attainment	2.94	2.77	2.76	2.52	2.56	2.65	2.73	2.80	2.65	2.73	2.83	2.67	2.75	2.72
Direct attainment 80%(A)	2.00	1.76	1.72	1.59	1.52	1.32	1.46	1.38	1.54	1.33	1.42	1.45	1.36	1.51
Indirect attainment 20%(B)	0.59	0.55	0.55	0.50	0.51	0.53	0.55	0.56	0.53	0.55	0.57	0.53	0.55	0.54
Overall attainment	2.58	2.32	2.28	2.09	2.03	1.86	2.01	1.94	2.08	1.88	1.98	1.98	1.91	2.06



30.7.2023
Dept. Academic Coordinator

(U.R. VELLINGI)
AP/AGRI



26/7/23
Dept. IQAC Coordinator

(BHARATH V)
AP/AGRI

26/7/23
HoD/AGRI

HEAD OF THE DEPARTMENT
AGRICULTURE ENGINEERING
EXCEL ENGINEERING COLLEGE
KOMARAPALAYAM 637 303